



MARKET TRACKER - May 2010

Here is your latest Market Tracker report, analyzing data as it affects a specific zip code. The Market Summary below offers a look at sales activity for the prior month and year, along with current and past year to date statistics. The graphs provide four different aspects of the real estate market. Note how three of the four graphs break out trends by price increments. Please contact me if you would like more information on your current market.

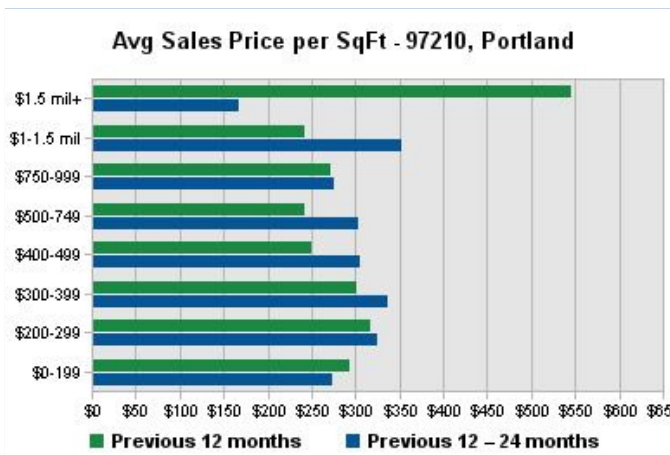
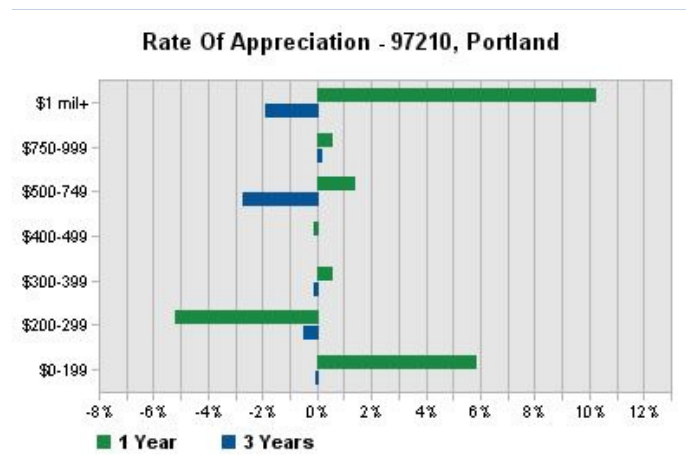
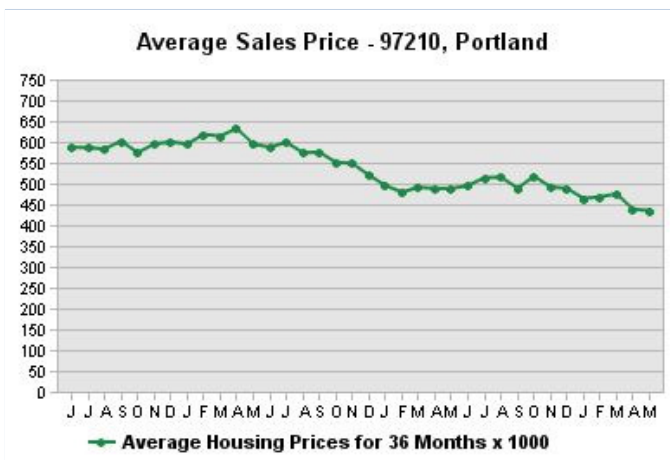


Charles & Jennifer Turner

Office: 503-292-9393
 Direct:
 Fax: 503-526-2870

MARKET SUMMARY - 97210, Portland

	New Listings	% Change	Closed Sales	Avg. Price	% Change	Median Price	Days on Market
May 2010	40	/ -33.33%	17	\$343,452	/ -27.12%	\$262,500	156
May 2009	60		13	\$471,269		\$462,500	111
Year-To-Date 2010	206	/ 3.52%	61	\$435,691	/ -14.3%	\$342,000	144
Year-To-Date 2009	199		53	\$508,400		\$462,500	91



The statistics presented in Market Tracker are compiled monthly based on figures and data generated by RMLS. Due to possible reporting inconsistencies, Days on Market (DOM), average prices and rates of appreciation should be used to analyze trends only. Property and statistical data sourced from RMLS is solely for your personal, non-commercial use in buying or selling a property and is deemed reliable but not guaranteed and should be verified. All representations and warranties regarding the information are disclaimed. Reproduction or any other use is prohibited.

(c) 2010 An independently owned and operated member of Prudential Real Estates Affiliates, Inc.

Prudential is a service mark of The Prudential Insurance Company of America. Equal Housing Opportunity.